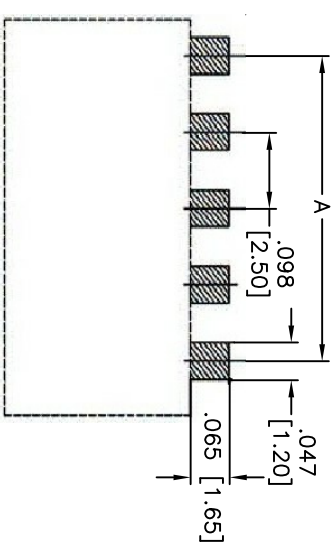
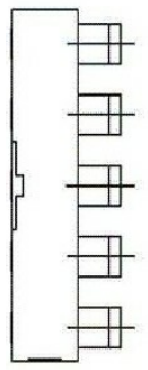
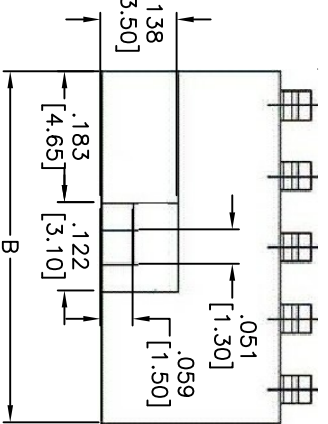
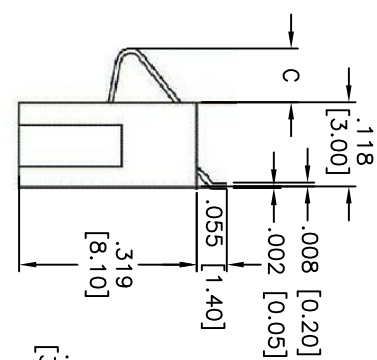
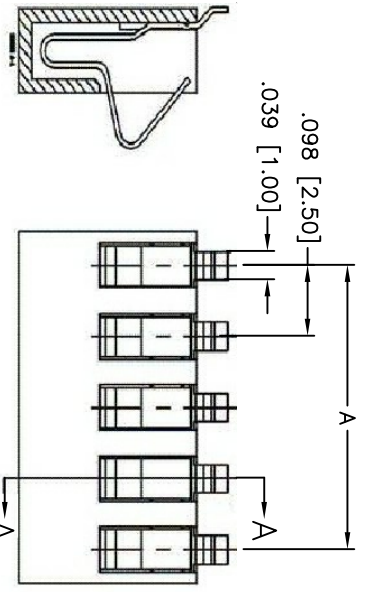


Rev	AWO #	Description	Date	Appr
-		RELEASED	11/27/10	

APPROVED: _____
 DATE: _____ TITLE: _____



RECOMMENDED PCB LAYOUT

ADAM P/N	Pos.	A	B
MBC-B-02-XX	2	.098 [2.50]	.193 [4.90]
MBC-B-03-XX	3	.197 [5.00]	.291 [7.40]
MBC-B-04-XX	4	.295 [7.50]	.390 [9.90]
MBC-B-05-XX	5	.394 [10.00]	.488 [12.40]

ADAM P/N	Contact Height
MBC-B-XX-C1	.118 [3.00]
MBC-B-XX-C2	.091 [2.30]
MBC-B-XX-C3	.071 [1.80]
MBC-B-XX-C4	.047 [1.20]

ADAM TECH

909 Railway Avenue, Union, NJ 07083
 Phone: 908-687-5000 Fax: 908-687-5710

TITLE: .098 [2.50] PITCH BATTERY CONNECTOR
 SPRING TYPE, STRAIGHT TYPE

SPECIFICATION:
Material:
 Insulator: HI-temp plastic, Rated UL-94V-0
 Insulator color: Black
 Contacts: Copper Alloy
Plating:
 Gold flash on contact, solder all over Nickel.
Electrical:
 Operating Voltage: 250V AC/DC
 Current rating: 1A AC/DC Max.
 Contact resistance: 30 Mohms Max.
 Insulator resistance: 1000 Mohms Min @ 100V DC
 Withstanding voltage: 500V AC/minute
 Environmental:
 Lead free, RoHS compliant.
 Recommended soldering temp: 260°C for 5 sec.



UNLESS OTHERWISE SPECIFIED ALL DIMENSIONS ARE INCHES [MM]	
TOLERANCES: EXCEPT AS NOTED	
INCHES	HOLDS
.X ± .10	ØXX ± .10
.XX ± .020	ØXXX ± .015
.XXX ± .015	ØXXXX ± .010
APPROVALS	DATE
DRAWN AY	11/2/10
CHECKED VW	11/2/10
APPROVED	

SIZE X	PART NO. MBC-B-XX-CX	REV.
REF: S0014TT	SCALE: NTS	SHEET 1 OF 1